
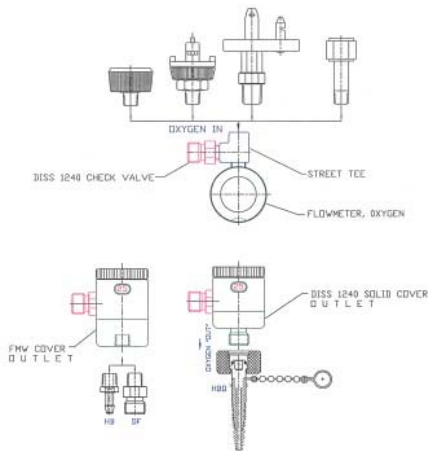




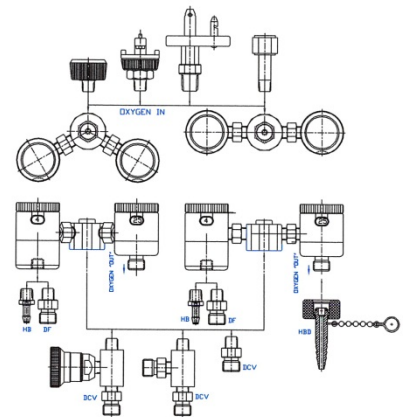
## Ambulance Respiratory Systems

Flotec has developed a new Respiratory System designed specifically for Ambulance Applications. The features and functions of the Regulator and the Flowmeter are matched for increased efficiency.

- Regulator and Flowmeter have matching flow ranges covering the full range of 0-25 LPM.
- Regulator and Flowmeter have matching hose barb outlets.
- Regulator and Flowmeter have optional matching DISS-1240 Check Valve auxiliary outlets.
- Flowmeter has an optional re-moveable Resident Nipple Adapter for CPAP or Humidifier applications.
- Flowmeter has multiple outlet options to match Regulator.



- Dual Flowmeters from a single wall outlet.
- Optional Pediatric plus High Flow Flowmeter.
- Optional re-moveable Resident Nipple Adapter for CPAP or Humidifier applications.
- Optional DISS-1240 Check Valve, Female Ohio or Chemtron.
- Optional T or Y styles.



Oxygen	Medical Air	Carbon Dioxide	Nitrous Oxide	Heliox	Vacuum	Nitrogen	WAGD/EVAC	Helium
--------	-------------	----------------	---------------	--------	--------	----------	-----------	--------



### Ambulance Set-Up 0-15 LPM (no DISS check valve)

Part Number	Color	Flow Range	Check Valve
FN03-2E03 M7	Green	0-15 LPM	none
DR8033-7003M5	Green	0-15 LPM	none
DR5103-6003	Green		none

### Ambulance Set-Up 0-15 LPM (1 DISS check valve)

Part Number	Color	Flow Range	Check Valve
FN03-2EE3 M7	Green	0-15 LPM	1 DISS CV
DR8133-7003M5	Green	0-15 LPM	1 DISS CV
DR5103-6003	Green		none

### Ambulance Set-Up 0-15 LPM (2 DISS check valves)

Part Number	Color	Flow Range	Check Valve
FN03-2EE3 M7	Green	0-15 LPM	1 DISS CV
DR8333-7003M5	Green	0-15 LPM	2 DISS CV
DR5103-6003	Green		none

### Ambulance Set-Up 0-25 LPM (no DISS check valve)

Part Number	Color	Flow Range	Check Valve
FN03-2E03 P6	Green	0-25 LPM	none
DR8033-7003P4	Green	0-25 LPM	none
DR5103-6003	Green		none

### Ambulance Set-Up 0-25 LPM (1 DISS check valve)

Part Number	Color	Flow Range	Check Valve
FN03-2EE3 P6	Green	0-25 LPM	1 DISS CV
DR8133-7003P4	Green	0-25 LPM	1 DISS CV
DR5103-6003	Green		none

### Ambulance Set-Up 0-25 LPM (2 DISS check valves)

Part Number	Color	Flow Range	Check Valve
FN03-2EE3 P6	Green	0-25 LPM	1 DISS CV
DR8333-7003P4	Green	0-25 LPM	2 DISS CV
DR5103-6003	Green		none

