

FLOTEC

7625 West New York Street Indianapolis IN 46214-4911
Phone: 317-273-6960 Fax: 317-273-6979
e-mail: flotec@flotec2.com

www.flotec2.com

Order Desk: 800-401-1723
Order Desk Fax: 1-800-515-9254

USA Made!

Why "Y" when you can "D" or "T"!

Double Flow Meter Assemblies

Oxygen Medical Air Carbon Dioxide Helium Heliox Nitric Oxide Nitrogen Nitrous Oxide

Unique Low-Profile Dodecogon block assembly features an optional centrally located DISS- Check-valve outlet

D-Blocks



All-Metal-Construction
No Plastic!



Each flow meter's flow range can be individually specified

"NightGlow" luminescent glow in the dark LPM decals

Models available for all Medical Gases and Gas Blends


Precision flowrate lettering and laser engraving

Accurate flows in any position.

Not gravity sensitive

True flow restrictor technology


Available flows from 1/20th of a liter (20cc) thru 60 LPM!



T-Blocks



Slimmest Possible Profile!



MRI Compatible and Safe
5-Year Warranty!













Double Flow Meter Assemblies

← **D-Block Style**

T-Block Style →



Oxygen	Med Air	Inlet Style	Oxygen	Med Air
Y10-270-XX-XX	YA04-2804-XX-XX	 DISS Nut & Nipple	T10-270-XX-XX	TA04-2804-XX-XX
Y10-2C0-XX-XX	YA04-2L04-XX-XX	 DISS Female Hand-Tight	T10-2C0-XX-XX	TA04-2L04-XX-XX
Y10-2G0-XX-XX	YA04-2F04-XX-XX	 Chemetron	T10-2G0-XX-XX	TA04-2F04-XX-XX
Y10-2E0-XX-XX	YA04-2D04-XX-XX	 Ohio / Ohmeda	T10-2E0-XX-XX	TA04-2D04-XX-XX
Y10-2P0-XX-XX	YA04-2304-XX-XX	 Puritan	T10-2P0-XX-XX	TA04-2304-XX-XX
Y10-210-XX-XX	YA04-2404XX-XX	 Shrader	T10-210-XX-XX	TA04-2404XX-XX
Y10-210-XX-XX	YA04-2404XX-XX	 Oxequip	T10-210-XX-XX	TA04-2404XX-XX
Y10-2_0-XX-XX	YA04-2_04XX-XX	 Medstar	T10-2_0-XX-XX	TA04-2_04XX-XX

• **XX-XX @ end of number is for each flow meters flow range selection.**

First XX is for left side FM and second XX is for right side FM. Choose two of any combination below.

Example: Y10-2G0-**A3-M3** ←

Other flow ranges and International inlet styles available



D-Block Style

A3	0.1 thru 1.5 LPM	H3	½ thru 8.0 LPM
B1	1/40 thru 2.0 LPM	M3	½ thru 15 LPM
D1	1/32 thru 4.0 LPM	P8	½ thru 25 LPM
F4	½ thru 6.0 LPM	S1	0.5 thru 40 LPM



T-Block Style